

**DR. VIRENDRA SWARUP
EDUCATION CENTRE, JAJMAU**



SUMMER

HOLIDAY

HOMework

CLASS 2

SESSION: 2026-27




NAME: _____

CLASS: _____

ROLL NO.: _____

"Summer is the annual permission slip to be lazy. To do nothing and have it count for something. To lie in the grass and count the stars. To sit on a branch and study the clouds."



**Dear Students,
It's vacation time! During the long hot afternoon beat the heat staying indoors and doing some interesting activities.**

- **Talk to your parents about the place you want to visit.**
- **Spend time with your grandparents and ask them to narrate /read a story for you.**
- **Play indoor games like scrabble, chess, jig saw puzzles, word building etc. with your family members or friends.**
- **Discover the artist within you. Express yourself in ways that bring you joy - draw, paint, write or dance.**
- **Drink plenty of water and eat lots of fruits.**



GENERAL INSTRUCTIONS



1 Complete all the Holiday Homework neatly and on time.



2 Write in clean and legible handwriting using sharpened pencils and proper colours.



3 Do the work independently. Parents may guide whenever required.



4 Follow the instructions carefully for each activity and complete every task sincerely.



5 Revise the topics taught in class regularly during the holidays.



6 Read English and Hindi storybooks for at least 20 minutes every day.



7 Practice tables, spellings, dictation, and number work daily.

$$2 \times 3 = 6$$

8 Participate in creative activities like drawing, colouring, craft work, and storytelling.



9 Eat healthy food, maintain personal hygiene, and play outdoor games daily.



10 Submit the completed Holiday Homework on the reopening day of the school.



Enjoy your holidays,
learn new things,
and return with happy memories!



1. ENGLISH -

a) Time To Write book - Do pages 3 to 30

b) Eng. Grammar Magic book - Do pages 122 and 123.

c) Short Reads book - Read the chapters and do the worksheets given at the back of the book of -

i) Don't Be Late!

ii) Teeth: Open Wide!

iii) Grow A Bean Plant

2. MATHS -

a) Summore book - Do pages 29 to 34, 37 to 40 and 52 to 56.

b) Make any 2 different objects using different shapes of coloured sheets and paste it on an art sheet.

NOTE -

- Do all the WORKSHEETS given and submit in a labeled plastic folder when the school reopens.
- The holiday homework in all the subjects will be marked. No marks will be given if the work is not submitted on time.
- Learn the poem given for CHORAL RECITATION.
- Revise all the work done till date and prepare well for JULY TESTS.



Dear Students,

Learn, enjoy and explore new things
this summer with these fun activities! ♡



1 My Healthy Body

Use playdough / moulding clay
to make any 5 internal organs
on the A4 sheet.

Examples:

- Brain
- Heart
- Lungs
- Stomach
- Intestines



Paste them neatly and
decorate your sheet
creatively with labels.

2 Picture Reading Fun

Look at the picture carefully.
Write 5 sentences about it.







1. _____
2. _____
3. _____
4. _____
5. _____



3 Shape Hunt at Home

Find different shapes in your home and complete the table.

Shape	Object Found	Draw it
 Circle	_____	
 Square	_____	
 Rectangle	_____	
 Triangle	_____	



4 Bird Watching

Observe any 2 birds around your home and complete the table.



Bird	Colour	Size (big/small)	Sound it makes	Draw/Paste Picture
1.				
2.				

5 Taste Activity

Taste different food items and write them in the correct box.









Sweet	Sour	Salty	Bitter



6 Star of the Week

Do one good deed every day and colour a star.



Mon	Tue	Wed	Thu	Fri	Sat	Sun
						
My Good Deeds						
_____	_____	_____	_____	_____	_____	_____

Remember:

- Do your work neatly.
- Use colours and be creative.
- Complete work on your own.



Use your creativity and enjoy learning!
Have a wonderful holiday!



Happy Holidays
&
Happy Learning!



Instruction: Complete all the activities neatly on A4 sheets / drawing paper.



Class: II / _____

Maths Holiday Homework

Name: _____

Roll no. _____

Q.1. Write in words -

a) 1,286 - _____

b) 1,395 - _____

c) 1,028 - _____

d) 1,007 - _____

e) 1,444 - _____

Q.2. Solve the following -

a) T O
 8 4
 - 5 8

b) T O
 6 0
 - 2 9

c) T O
 2 7
 + 9 5

d) H T O
 4 0 7
 + 4 6 6

e) T O
 5 2
 - 3 6

f) H T O
 5 3 0
 + 5 0 9

g) H T O
 4 6 1
 + 8 5 9

h) T O
 2 1
 - 1 7

Q.3. Multiply the following -

a) $4 \times 9 =$ _____

d) $5 \times 6 =$ _____

b) $8 \times 5 =$ _____

e) $9 \times 9 =$ _____

c) $7 \times 7 =$ _____

f) $10 \times 7 =$ _____

Q.4. Skip count in 5's (forward) -

a) 419 , 424 , _____ , _____ , _____ , _____

b) 862 , 867 , _____ , _____ , _____ , _____

Q.5. Arrange in ascending order -

a) 633 , 257 , 78 , 380 , 54 , 110

Ans - _____

b) 855 , 312 , 768 , 405 , 87 , 491

Ans - _____

Q.6. Write in figures -

- a) Six hundred twelve - _____
- b) Nine hundred seven - _____
- c) One hundred eleven - _____
- d) One thousand sixty five - _____
- e) Four hundred five - _____

- f) One thousand four hundred sixty - _____
- g) One thousand two hundred eight - _____
- h) One thousand six hundred thirty - _____
- i) One thousand seventy seven - _____
- j) Eight hundred five - _____

Q.7. Divide -

a) $\underline{\quad} 4 \overline{) 32}$

b) $\underline{\quad} 7 \overline{) 53}$

c) $\underline{\quad} 9 \overline{) 48}$

d) $\underline{\quad} 6 \overline{) 45}$

Q =
R =

Q =
R =

Q =
R =

Q =
R =

e) $\underline{\quad} 8 \overline{) 42}$

f) $\underline{\quad} 5 \overline{) 23}$

g) $\underline{\quad} 2 \overline{) 16}$

h) $\underline{\quad} 3 \overline{) 29}$

Q =
R =

Q =
R =

Q =
R =

Q =
R =

Q.8. Solve -

a)
$$\begin{array}{r} \text{T O} \\ 45 \\ \times 8 \\ \hline \\ \hline \end{array}$$

b)
$$\begin{array}{r} \text{T O} \\ 90 \\ \times 7 \\ \hline \\ \hline \end{array}$$

c)
$$\begin{array}{r} \text{T O} \\ 64 \\ \times 6 \\ \hline \\ \hline \end{array}$$

d)
$$\begin{array}{r} \text{T O} \\ 42 \\ \times 5 \\ \hline \\ \hline \end{array}$$

e)
$$\begin{array}{r} \text{T O} \\ 60 \\ \times 4 \\ \hline \\ \hline \end{array}$$

Q.9. Arrange in descending order -

- a) 423 , 667 , 786 , 19 , 344 , 65

Ans - _____

- b) 110 , 241 , 763 , 100 , 777 , 589

Ans- _____

Q.10. Use >, <, or =

- a) 518 _____ 185
b) 300 _____ 424
c) 144 _____ One hundred fourteen
d) 724 _____ 724
e) Nine hundred eight _____ Eight hundred nine
f) Five hundred two _____ 502

Q.11. Fill in the blanks –

- a) _____ comes after 678
b) Thursday _____ Saturday
c) 897, _____, 899
d) _____, November, December
e) A _____ has four equal sides and four equal corners.

Q.12. Skip counting in 3's (backward)

- a) 71, 68, _____, _____, _____, _____
b) 503, 500, _____, _____, _____, _____

Q.13. Circle the greatest number and cross the smallest number –

- a) 748, 211, 549, 154, 92, 989
b) 397, 788, 879, 80, 674, 10

Q.14. Write in expanded form -

- a) 35 = _____
b) 492 = _____
c) 560 = _____
d) 234 = _____
e) 78 = _____
f) 199 = _____

Q.15. Write in short form -

- a) $800 + 40 =$ _____
b) $200 + 70 + 3 =$ _____
c) $500 + 8 =$ _____
d) $30 + 2 =$ _____
e) $60 + 9 =$ _____
f) $400 + 40 =$ _____
g) $600 + 5 =$ _____
h) $700 + 70 =$ _____

Q.16 Solve the following statement sums –

a) Sam has 235 big red balls and 134 small black balls. How many balls does Sam have altogether?

1. _____
2. _____
3. _____

Ans - _____

b) There were 27 cars and 93 motorcycles in a parking lot. How many vehicles are there in the parking lot?

1. _____
2. _____
3. _____

Ans - _____

c) There are 919 passengers in a train and 884 passengers in another train. How many passengers are there altogether?

1. _____
2. _____
3. _____

Ans - _____

d) A baker made 423 cookies and baked 175 more. How many cookies did he bake in all?

1. _____
2. _____
3. _____

Ans - _____

कक्षा -II

दिनांक- _____

नाम - _____

रोल नंबर- _____

1) अनुस्वार(ं) तथा अनुनासिक (ँ) की मात्रा के पाँच-पाँच शब्द लिखिए-

<u>अनुस्वार</u>	<u>अनुनासिक</u>
क) _____	क) _____
ख) _____	ख) _____
ग) _____	ग) _____
घ) _____	घ) _____
ङ) _____	ङ) _____

2) पदेन की मात्रा के (/) (^) के पाँच-पाँच शब्द लिखिए-

<u>पदेन(/)</u>	<u>पदेन(^)</u>
क) _____	क) _____
ख) _____	ख) _____
ग) _____	ग) _____
घ) _____	घ) _____
ङ) _____	ङ) _____

3) वाक्यों में संज्ञा शब्द छोटकर लिखिए -

क) राधा बाहर गई।

ख) मैं पाठशाला जा रही हूँ।

ग) मेरे पास एक गुलाब का फूल है।

घ) शेर जंगल का राजा है।

4) संयुक्त अक्षर का प्रयोग कर दो-दो शब्द बनाइए -

- क) च्छ = _____
- ख) ब्ब = _____
- ग) स्त = _____
- घ) ल्ल = _____


5) 'र' के सही रूप लगाकर शब्द पूरे कीजिए-

- क) खव = _____
- ख) गाहक = _____
- ग) डामा = _____
- घ) पाक = _____

6) चित्रों में दिए गए शब्दों के विलोम लिखिए -





ठण्डा _____



दिन _____



हंसना _____



7) अपने तीन मित्रों के नाम लिखिए -

8) तीन महीनों के नाम लिखिए -

9) तीन वस्तुओं के नाम लिखिए-


10) तीन शहरों के नाम लिखिए -

11) मुक्तानजलि पाठ्य पुस्तक - पाठ 3 (कलाकार वाला मंत्री) पुस्तक पाठन कार्य एवं पुस्तक अभ्यास कार्य याद करें।

12) हिंदी परियोजनाकार्य - ड्राइंग शीट पर वृक्षों से प्राप्त होने वाली वस्तुओं की सूची बनाकर नाम लिखें एवं उनका चित्र चिपकाएँ।

13)

रंग भरिए -



Dr. Virendra Swarup Education Centre, Jajmau, Kanpur
English Language (2026-27)
Holiday Homework

Class:-II/_____

Date: _____

Name: _____

Roll No. _____

Q.1 Arrange these jumbled words to form meaningful sentences -

a) favourite / my / is / colour / yellow

b) flows / the / through / river / Kanpur / Ganga

c) Friday / test / our / begins / on

d) India / Nehru / first / prime minister / of / was / the / Jawahar Lal

e) plays / Sunday / every / football / Rahul / on

Q.2 Fill in the blanks with is/am/are -

a) My mother _____ cooking dinner.

b) The flowers _____ beautiful.

c) I _____ very tired.















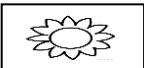
d) We _____ going to the park.

e) I _____ very excited today.

Q.3 Read the paragraph carefully and circle the Proper nouns and underline the Common nouns -

Anmol lives in a big city called Delhi. Every morning , he goes to school with his friend Sharad. They study in Delhi Public School. After school, they play in the park near the Yamuna river. Ananya their teacher often takes them on trip to Agra to see the Taj Mahal. Anmol loves reading books about India and its history.






Q.4 Colour the correct picture for the following homophones and write the answer in the blank -

- a) dear -    _____
- b) ate -    _____
- c) know -    _____
- d) sea -    _____
- e) flower -    _____

Q.5 Fill in the blanks with correct article -

Once upon time, there was apple tree. little boy loved to come and play around it everyday. He climbed to tree top, ate apples, and took nap in shade. He loved to play under tree.

Q.6 Circle the correct answer -

- a)  (This/These) are my books.
- b) Look at (those/these) clouds. 
- c)  Is (this/these) your pencil?
- d)  (Those/This) apple is good.
- e) I want to buy (those/that) shoes. 

Q.7 Complete the following sentences -

- a) Manya is _____
- b) The horse _____
- c) My friends _____
- d) The students _____
- e) We enjoyed _____

Dr. Virendra Swarup Education Centre, Jajmau
English Language (2026-27)
Holiday Homework

Class:-II/_____

Date: _____

Name: _____

Roll No. _____

Q.1 Arrange these following words in alphabetical order -

a) artificial, school, beautiful, virus, hockey

b) knowledge, courage, nature, octopus, doctor

c) flight, zigzag, garden, mother, yesterday

d) xylophone, bicycle, noise, joyful, unicorn

e) island, orange, monkey, robot, quilt

Q.2 Complete the crossword with the antonym of given words.

Across

1) The dog runs very (fast) _____.

4) He is at the (back) _____ of the line.

5) I woke up (late) _____ for school today.

8) Sam is going (up) _____ the stairs.

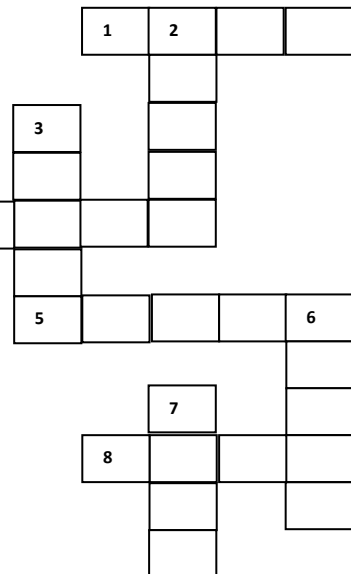
Down

2) It is still (dark) _____ outside.

3) The store is (open) _____ today.

f) His grandmother is very (old) _____.

g) It is very (hot) _____ today.



Q.3 Look at the given picture and write a sentence about each -

a)  _____

b)  _____

c)  _____

d)  _____

Q.4 Write two rhyming words for the following words given below -

- a) feet - _____
- b) shop - _____
- c) tail - _____
- d) king - _____
- e) rain - _____

Q.5 Write the opposite gender of the following -

- | <u>Masculine</u> | <u>Feminine</u> |
|------------------|-----------------|
| a) _____ | princess |
| b) sister | _____ |
| c) king | _____ |
| d) _____ | aunt |
| e) _____ | daughter |

Dr. Virendra Swarup Education Centre, Jajmau
English Language (2026-27)
Holiday Homework

Class:-II/_____

Date: _____

Name: _____

Roll No. _____

A. Read the following passage -

One rainy day, Mia heard a soft sound near the door. It was a small kitten, wet and cold. Mia brought the kitten inside and gave it warm milk. The kitten purred and curled up on her lap. Mia made a small bed for it with a towel. She named the kitten Snowy. From that day, Snowy became a part of Mia's family.

Q.1 Answer the following questions:-

1) What did Mia hear near the door?

Ans - _____

2) How was the kitten when Mia found it?

Ans - _____

3) What did Mia give the kitten?

Ans - _____

4) What was the name given by Mia to the kitten?

Ans - _____

Q.2 Find two proper nouns and two common nouns from the given passage -

a) Proper Noun - _____ , _____

b) Common Noun - _____ , _____