
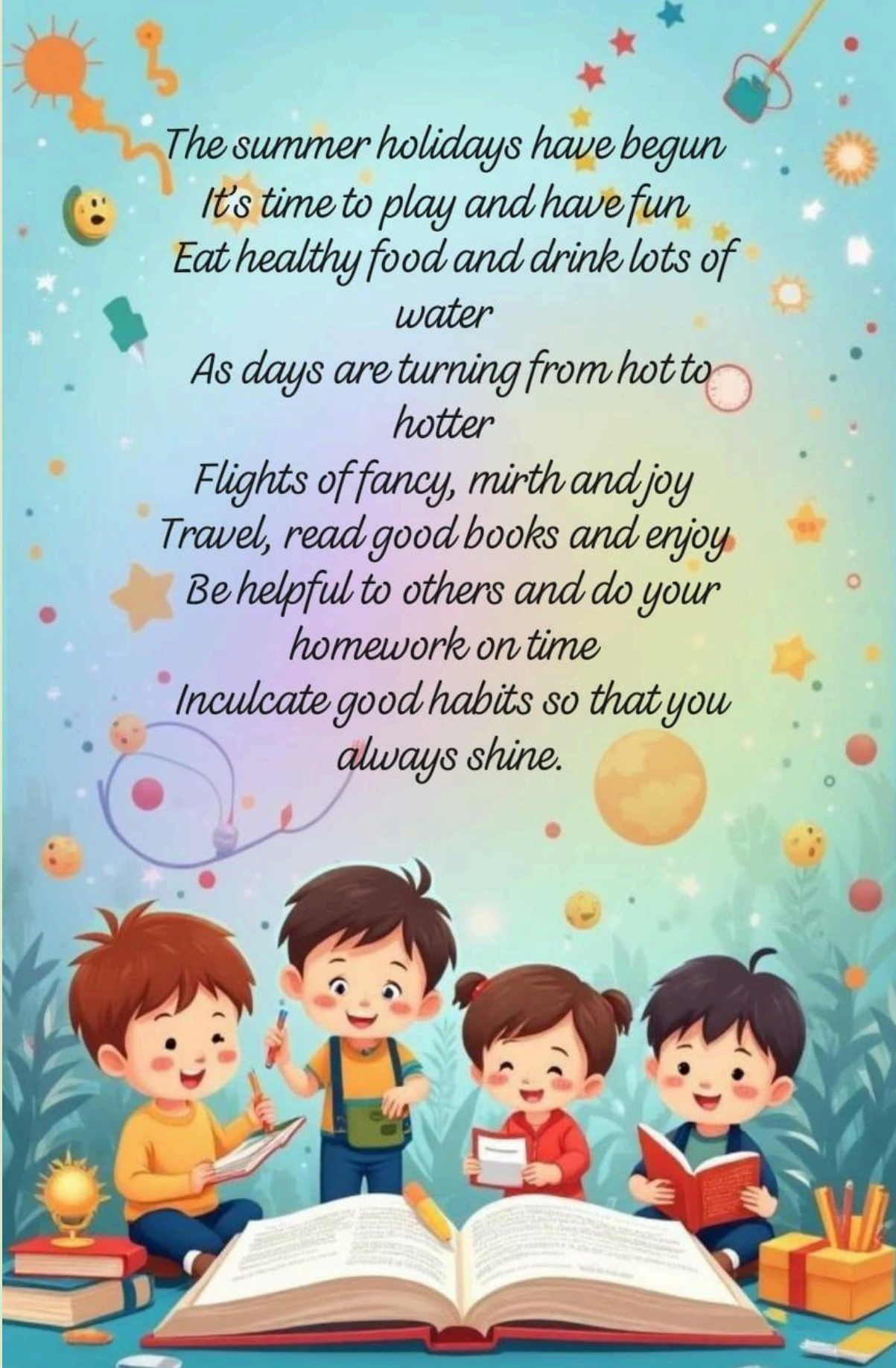



*Dr. Virendra Swarup
Education Centre, Jajmau,
Kanpur
Summer Vacation Holiday
Homework
Class 3*





*The summer holidays have begun
It's time to play and have fun
Eat healthy food and drink lots of
water
As days are turning from hot to
hotter
Flights of fancy, mirth and joy
Travel, read good books and enjoy
Be helpful to others and do your
homework on time
Inculcate good habits so that you
always shine.*



General Instructions:

- # All the work should be neatly done under the supervision of your parents.
- # Submit your holiday homework on the first day when the school reopens.
- # The work in different subjects should be handed over to the respective subject teachers neatly labeled and prepare a news-paper folder, decorate it and bring all your holidays activities in it.
- # The holiday homework carries marks. No marks will be given in case the holiday homework is not submitted.
- # Revise the work done till date, in all the subjects and prepare well for your tests in July.
- # Before going to bed at night, plan your tasks for the next day and pen down them in small diary. You can write at least 2-3 lines about what did you do the whole day and what you will do the next day.

Swipe up to explore area




English

- 1) Worksheets to be done in worksheets itself.*
- 2) Learn the poem - "Nice words to say" for English recitation test.*
- 3) Learn all the work done in notebook for july test.*
- 4) Section C- needs to be done on the comment sheet*
- 5) Students must learn the resource sheet and paste it in your English language notebook.*

Hindi - Do the worksheets given

Maths - Do the worksheets given. Learn tables till 20.



SECTION- B (Art Integrated Activity)

Make a Poster on : “Happy Father’s Day” (Add Slogans ,drawings ,colours)

- **Write :- 5 sentences about what your father does daily .**
- **Write :- 5 sentences using adjectives to describe your father**

SECTION- C (Writing Skills)

- **Write a Paragraph about your – Dream Holiday. (Write in a comment sheet and paste it in your English Language Notebook)**

 - **Read any interesting story book and write –**
 - a) Title of the story**
 - b) Main Characters**
 - c) What you learned**

 - **Word Bank Activity –**
 - a) 10 new words**
 - b) Write their meanings**
 - c) Frame a sentence with each word**

 - **Write a letter to your grandparents telling them about your school.**
- P.S – To be done on comment sheet.**

Class: IV /

English Language

Date: _____

Holiday Homework

Roll no _____

Name: _____

1. Complete the sentences by filling in the blanks with the word bank given below –

A Fun Day at the Park

seek	games	set	soon	home	sun
grass	snacks	around	swing	friends	fun
friends	fun	playing	swing	happy	park
together	forth	park	excited	friends	

One sunny day, a young girl named Sarah went to the _____. She saw many children _____, laughing, and running _____. Sarah felt _____ and decided to join them. She ran to the _____ and started to _____ back and _____. It was so much _____! Sarah smiled and waved at her _____ as they played _____.

After a while, Sarah and her _____ sat on the _____ to rest. They ate _____ and talked about their favorite _____. Sarah shared that she liked playing and _____ the most. _____, the _____ began to _____, and it was time to go _____. Sarah waved goodbye to her _____, feeling _____ and looking forward to another _____ day at the _____.

2. Homophones – Frame Sentences –

- a) flour - _____
- b) flower - _____
- c) pair - _____
- d) pear - _____
- e) meat - _____
- f) meet - _____
- g) pail - _____
- h) pale - _____

Class: III /

English Language

Date: _____

Holiday Homework

Roll no _____

Name: _____

Antonym			Synonyms		
Accidental	-	Intentional	Large	-	Big
Arrival	-	Departure	Exit	-	Leave
Arrive	-	Depart	Present	-	Gift
Artificial	-	Natural	Alike	-	Same
Beginning	-	End	Stone	-	Rock
Behind	-	in front of	Last	-	Final
Below	-	Above	Easy	-	Simple
Best	-	Worst	False	-	Untrue
Better	-	Worse	Difficult	-	Hard
Beautiful	-	Ugly	Mistake	-	Error
Big	-	Small	Occur	-	Happen
Birth	-	Death	Trip	-	Journey
Bitter	-	Sweet	Sad	-	Unhappy
Black	-	White	Good	-	Fine
Blunt	-	Sharp	Infant	-	Baby
Body	-	Soul	Select	-	Choose
Bore	-	Amuse	Accurate	-	Correct
Boring	-	Exciting	Always	-	Forever
Borrow	-	Lend	Connect	-	Join
Centre	-	Outskirts	Clarify	-	Explain
Far	-	Near	Fast	-	Quick
Fast	-	Slow	ill	-	Sick
Fat	-	Slim	Near	-	Close
Fear	-	Courage	Start	-	Begin
Floor	-	Ceiling	Raise	-	Lift

डॉ० वीरेंद्र स्वरुप एजुकेशन सेन्टर, जाजमऊ

ग्रीष्मकालीन गृहकार्य 2026-27

कक्षा- 3

विषय- हिन्दी

दिनांक- _____

नाम- _____

रोल नं०- _____

1. निम्नलिखित वाक्यों में संज्ञा शब्दों को रेखांकित कीजिए।

क- लालकिला दिल्ली में स्थित है।

ख- पहाड़ बहुत ऊँचे हैं।

ग- बचपन सबसे अच्छा समय है।

घ- अमित दिल्ली जाएगा।

2. निम्नलिखित शब्दों में उचित स्थान पर अनुस्वार (ँ) और अनुनासिक (ँ) लगाइए।

क- चचल- _____

ग- मगल- _____

ख- पूछ- _____

घ- अगूठा- _____

3. रेखांकित शब्दों के लिंग बदलकर वाक्य दोबारा लिखिए।

क- आज विभा के गुड्डे की शादी है।

ख- सड़क पर हाथी जा रहा है।

ग- गाय को खाने के लिए घास दीजिए।

घ- शेर जंगल में घूम रहा है।

4. दिए गए अंकों को हिंदी अंकों में लिखिए।

क- 35- _____

ग- 20- _____

ख- 16- _____

घ- 19- _____

5. 'ऋ' का ठीक प्रयोग करते हुए निम्नलिखित शब्दों को पुनः लिखिए।

क- त्रिक्ष- _____

ग- त्रिणा- _____

ख- त्रिषक- _____

घ- त्रिपा- _____

6. दिए गए हिंदी अंकों को शब्द में लिखिए।

क- ३४ _____

ख- १४ _____

ग- २६ _____

घ- २५ _____

7. वर्ग पहली में से विलोम शब्द छाँटकर लिखिए।

शा	ज्या	दा	य	उ
म	ख	ट्टा	रा	जा
नी	बा	च	त	ला
चा	ह	ग	र	म

क- ठंडा _____ घ- कम _____

ख- सुबह _____ ड- मीठा _____

ग- अंधेरा _____ च- दिन _____

8. चित्रों के नामों में मात्राएँ लगाकर लिखिए-



मर



तरबज



कमज

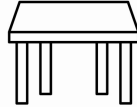
क- _____

ख- _____

ग- _____



सफ़



मज़



कत

घ- _____

ङ- _____

च- _____

9. 'मेरा प्रिय खिलौना' विषय पर अपने शब्दों में आठ वाक्य लिखिए।

10. नीचे दिए गए चित्र को ध्यान से देखिए और उसका वर्णन अपने शब्दों में कीजिए।



नोट- 1. चित्रवर्णन कमेंट शीट में लिखिए।

2. अनुच्छेद कमेंट शीट में लिखिए।

MATHS HOLIDAY HOMEWORK

Class -3

Note: Solve all questions neatly in the comment sheet.

Q1. Circle the largest number-

a) 526, 517, 562, 518

b) 679, 697, 687, 678

c) 3298, 3169, 3578, 3346

d) 8123, 8569, 8268, 8939

Q2. Write the place value and face value of the smallest digit in the following numbers -

a) 5467

b) 2583

c) 3729

d) 5094

Q3. Write each of the following in the expanded form.

a) 7651 = _____

b) 8093 = _____

c) 8666 = _____

Q4. What comes before and after to the given numbers?

BEFORE	NUMBER	AFTER
a)	789	b)
c)	5299	d)

Q5. Write the name of each of the following numbers

a) 320

b) 927

Q6. Complete the series:

1010		1030	1040	
	1070			1100
1110			1140	
	1170			1200

Q7. Circle the smallest number.

- a) 412, 455, 318, 680
- b) 213, 549, 414, 893
- c) 766, 805, 795, 545

Q8. Write the numeral for each of the following.

- a) Seven thousand eight hundred and ninety-two _____
- b) Five thousand six hundred and twenty-one _____
- c) Nine thousand nine hundred and ninety-nine _____
- d) Six thousand and six hundred _____

Q9. Write the predecessors of the following

- a) 2,140
- b) 4,362
- c) 4,159
- d) 7,789

Q10. Put the correct sign $>$, $<$ or $=$

- a) 3,678 _____ 5,869
- b) 1,359 _____ 1,245
- c) 6,891 _____ 9,895
- d) 2,013 _____ 3,102

Q11. Arrange each of the following in ascending order.

- a) 1,112, 336, 9,001, 8,213 _____

- b) 5,539, 5,583, 5,577, 5,561 _____
c) 6,666, 6,869, 6,787, 6,582 _____

Q12. Form four different numbers with 7,5,8,9

Q13. Fill in the blanks

- a) $3945 + 10 =$ _____
b) $4092 + 1000 =$ _____
c) 200 more than 1900 = _____
d) 1 more than 7999 = _____
e) $6352 - 6352 =$ _____
f) $4999 - 0 =$ _____
g) $10 \times 8 =$ _____
h) $45 \times 100 =$ _____
i) Greatest 3- digit number = _____
j) Smallest 4 - digit number = _____

Q14. Write (O) for odd numbers and (E) for even numbers.

- a) 2436 _____
b) 9281 _____
c) 8403 _____
d) 2354 _____

Q15. Write the numeral for each of the following

- a) Seven thousand eight hundred and ninety-two _____
b) Five thousand six hundred and twenty-one _____
c) Nine thousand nine hundred and ninety-nine _____
d) Six thousand and six hundred _____

Q16. Write your siblings and your parent's birthday date in words and numbers. (To be done in A4 sheet)

Q17. HOTS

Who am I?

I am a 4 digit number.

My thousands digit is the largest one digit odd number.

My hundreds digit is the successor of 3.

My tens digit is half of my hundreds digit.


My ones digit is the predecessor of my tens digit.

I am _____.

Activity

Place Value House Model

Topic: Place Value



🎯 Objective:

- To help students understand place value (Thousands, Hundreds, Tens, Ones) through a creative hands-on activity.

📌 Activity Instructions:

- Create a “Place Value House Model” using chart paper, cardboard, or any waste material available at home.
- Make sliding strips or number cards (0–9) for each house so that digits can be changed easily.
- Decorate your model neatly and creatively using colours, cut-outs, or craft items.



Task to Perform:

- Form any one 4-digit number using your model.
- Write the number formed.
- Answer the following
 - a. Write the number in words.
 - b. Identify the place value of each digit.
 - c. Write the expanded form.
 - d. Write the successor and predecessor.
 - e. Change one digit and form a new number.

Activity: 2

Shape Your Love - Father's Day Card

Design a beautiful Father's Day card for your father using different geometrical shapes (such as circles, squares, rectangles, and triangles). Create a unique design by arranging these shapes creatively.

Then, write a short and heartfelt message inside the card to express your love, respect, and gratitude towards your father.

✓ Guidelines:

Use at least 4 different shapes

Colour your design neatly

Be creative and original

Write 4–5 lines as your message

Science

Dear Students,

As part of your Science Holiday Homework, you are required to create a **"Plant Passport"** for any two plants of your choice.

What to include in your Plant Passport:

- Name of the plant
- Type of plant (tree, shrub, herb, climber, etc.)
- Key features (leaves, stem, flowers, etc.)
- Habitat (where it grows)
- Uses of the plant
- One interesting fact about each plant

SST

- “ Maintaining cleanliness is the essential part of healthy living because it is the cleanliness only, which helps to improve our personality externally and healthy internally.
- It is everybody’s responsibility and one should keep themselves and their surroundings clean and hygienic. It also brings good and positive thoughts in the mind which slows down the occurrence of diseases.



Oral Hygiene



Bathing Ritual



Hair Care



Foot Hygiene



Toileting Hygiene




Hand Hygiene



Coughing and Sneezing Hygiene



Home Hygiene



- ✓ **Make a poster depicting the importance of cleanliness.**
- ✓ **Spread the awareness about the importance of cleanliness in one’s life and the diseases caused by unhygienic conditions amongst your family members.**

Solve the puzzle given below-

1. While you are brushing your teeth, turn off the faucet so you don't waste the _____.

2. Let's not litter and keep our parks _____.

3. The 3 R's:
REDUCE _____
RECYCLE

4. Bring cloth bags to the grocery store that can be reused again and again, instead of using _____ bags that will be thrown out.

5. Everything in the earth that is not made by people. The animals, plants, mountains, and oceans, are all part of _____.

6. Glass or plastic containers that have a narrow neck and usually holds liquid.

7. Instead of driving, walk or ride your bike, wherever you can to _____ energy.



*Don't forget to feed the
birds and keep a water
pot for them.*

Happy Holidays..