



**Dr. VIRENDRA SWARUP
EDUCATION CENTRE**






• Jajmau, Kanpur •

SUMMER HOLIDAY HOMEWORK

★ 2026 - 27 ★

CLASS VII

GENERAL INSTRUCTIONS

- 1 Do your homework neatly and in your own handwriting. 
- 2 Revise all the subjects regularly. 
- 3 Submission date will be informed by the class teacher. 
- 4 Maintain cleanliness and present your work in an organized manner. 
- 5 Make the best use of your vacation time by learning new things and spending time with your family. 

**LEARN TODAY,
LEAD TOMORROW!**



CLASS 7

SUMMER HOLIDAY HOMEWORK

Dr. Virendra Swarup Education Centre, Jajmau

Class:VII-____

English Language

Date _____

Holiday Homework

Name _____

(2026-27)

Roll No. _____

ART INTEGRATED ACTIVITY

Have you ever felt scared but still managed to do something brave?

In the story from Malgudi Days by R. K. Narayan, Swami is afraid of the dark, yet he ends up doing something unexpectedly courageous.

Can you discover such moments in your own life?

**Maintain a personal diary for 10–15 days during your summer vacation titled:
“My Summer Story”.**

In your diary, you will:

- Record your daily experiences
- Express your thoughts and feelings
- Reflect on moments of fear, courage, and self-discovery
- What to Include in Each Entry
- Each diary entry (60–80 words) should have:
 - Date & Day
 - A short description of what happened
 - Your thoughts and emotions
 - A moment where you felt fear OR showed courage
 - A short reflection: What did I learn about myself?

Think About It...

- **When did I feel scared this summer?**
- **Did I face my fear or avoid it?**
- **Did I discover any hidden courage within myself?**

Your diary should not be plain writing. Add:

- Sketches or doodles
- Pictures (optional)
- Quotes (self-written or famous)
- Symbols or emojis to show feelings

- Short dialogues (if possible)
- Use a Scrapbook/ loose A4 sheets (filed neatly)
- Add a creative cover page with the title
- Write neatly with proper grammar and punctuation
- Ensure at least 10 complete entries

**Realise that courage is not the absence of fear, but acting despite it.
Remember: Just like Swami, you might be braver than you think!**

Dr.Virendra Swarup Education Centre,Jajmau

Class:VII-____

English Language

PracticeSheet3

Date _____

Holiday Homework

Name _____

(2026-27)

Roll No. _____

Transformation of Sentences

1. He scarcely realised the importance of the situation. (Change into an Assertive sentence)

 2. No sooner did the curtain rise than the audience fell silent. (Change into a Simple sentence)

 3. How irresponsibly the task has been handled! (Change into an Assertive sentence)

 4. Unless you complete the assignment, you will not be allowed to attend the trip. (Change into an Affirmative sentence)

 5. She was too stubborn to listen to advice. (Rewrite using so...that)

 6. What an extraordinary performance it was! (Change into a Declarative sentence)

 7. Everyone appreciated his dedication. (Change into a Negative sentence without changing the meaning)

-

B. Fill in the blanks with the correct form of the verb given in brackets.

1. By the time we reached the venue, the programme _____ already _____. (start)
2. He behaves as if he _____ everything. (understand)
3. They _____ for a long time before the teacher arrived. (wait)
4. If she _____ more sincerely, she would have achieved better results. (study)
5. The guests _____ lunch when the announcement was made. (have)

Dr.Virendra Swarup Education Centre, Jajmau

Class:VII-____
Date _____
Name _____

English Language
Holiday Homework
(2026-27)

PracticeSheet4
Roll No._____

A. Rewrite the following sentences in the passive voice

1. The board will announce the results next week.

2. Someone has altered the final report.

3. The instructor was demonstrating the experiment when the bell rang.

4. They may postpone the event due to bad weather.

5. The supervisor expects the employees to maintain discipline.

6. The spectators had already praised the performance.

B. Rewrite the following sentences in indirect speech.

1. She said, "I have been working on this project for a long time."

2. The principal said to the students, "Do not neglect your responsibilities."

3. He said, "Will you help me complete this assignment?"

4. Aisha said, "I cannot join the workshop because I am busy."

5. The officer said, "No one is permitted to enter without identification."

6. She said, "How gracefully the dancer performs!"

7. Mother said to me, "If you remain focused, you will succeed."

Dr.Virendra Swarup Education Centre, Jajmau

Class:VII-__
Date _____
Name _____

English Language
Holiday Homework
(2026-27)

Practice Sheet 5
Roll No. _____

A. Choose the most suitable modal from the brackets

1. You _____ have consulted us before making such a decision. (should / must / can)
2. She _____ be in her room; the door is locked from inside. (must / may / cannot)
3. We _____ not ignore such important instructions. (should / need / dare)
4. He _____ complete the work today if he puts in enough effort. (might / must / used to)
5. You _____ have informed the authorities before organising the event. (should / might / can)
6. She _____ be telling the truth; her explanation seems logical. (must / may / ought to)
7. We _____ not repeat such mistakes again. (dare / should / might)

B. Choose the Correct Option: Prepositions

1. He has great influence _____ his peers. (over / on / upon)
2. She was scolded _____ being careless. (for / of / with)
3. He has been absent _____ classes for several days. (from / since / by)
4. She was deeply engaged _____ her work and ignored the noise. (in / with / on)
5. The coach was disappointed _____ the players for their poor performance. (with / on / at)

C. Choose the Correct Option: Conjunctions

1. He is talented _____ he lacks discipline. (although / because / therefore)
2. Stay here _____ I return. (till / unless / because)
3. She practised regularly _____ she could improve her skills. (so that / unless / even though)
4. He did not apologise _____ he knew he was wrong. (although / because / unless)

D. Fill in the Blanks: Determiners & Articles

1. Hardly _____ participants were interested in joining the programme.
2. He did not have _____ clue about the consequences.
3. She spoke with _____ clarity that impressed the audience.
4. There isn't _____ water left in the bottle.
5. Very _____ candidates were able to solve the problem.
6. He showed _____ little concern that everyone felt disappointed.
7. There is _____ chance of improvement if proper guidance is given.

Dr.Virendra Swarup Education Centre ,Jajmau ,Kanpur

Class: VII- _____

English Language(2026-27)

ResourceSheet-1

*Paste this sheet in your language notebooks and learn.

IDIOMS

1. A blessing in disguise

Meaning: Something that seems bad but turns out good

Sentence: Failing the test was a blessing in disguise because it made me study harder.

2. Break the ice

Meaning: To start a conversation in a social setting

Sentence: The teacher told a joke to break the ice.

3. Hit the nail on the head

Meaning: To say exactly the right thing

Sentence: You hit the nail on the head with your answer.

4. Piece of cake

Meaning: Very easy

Sentence: The homework was a piece of cake.

5. Once in a blue moon

Meaning: Very rarely

Sentence: We eat out once in a blue moon.

6. Spill the beans

Meaning: Reveal a secret

Sentence: She spilled the beans about the surprise party.

7. Under the weather

Meaning: Feeling unwell

Sentence: I stayed home because I felt under the weather.

8. . Burn the midnight oil

Meaning: Study or work late into the night

Sentence: He burned the midnight oil before exams.

9. Bite the bullet

Meaning: Face a difficult situation bravely

Sentence: She bit the bullet and apologized.

10. The ball is in your court

Meaning: It's your decision or responsibility

Sentence: I've done my part; now the ball is in your court.

11. A storm in a teacup

Meaning: Making a big issue out of something small

Sentence: Their argument was just a storm in a teacup.

12. Costs an arm and a leg

Meaning: Very expensive

Sentence: That phone costs an arm and a leg.

13. On cloud nine

Meaning: Extremely happy

Sentence: She was on cloud nine after winning the prize.

14. Cry over spilled milk

Meaning: Regret something that cannot be undone

Sentence: Don't cry over spilled milk; move on.

15. A fish out of water

Meaning: Uncomfortable in a situation

Sentence: I felt like a fish out of water at the new school.

16. In hot water

Meaning: In trouble

Sentence: He got into hot water for not completing his work.

17. Jump the gun

Meaning: Act too early

Sentence: Don't jump the gun before hearing the full story.

18. Let the cat out of the bag

Meaning: Reveal a secret accidentally

Sentence: He let the cat out of the bag about the plan.

PROVERBS

1. Actions speak louder than words

Meaning: What you do is more important than what you say

Sentence: He always helps others—actions speak louder than words.

2. A stitch in time saves nine

Meaning: Fix problems early to avoid bigger ones

Sentence: Finish your homework now—a stitch in time saves nine.

3. All that glitters is not gold

Meaning: Things are not always as they seem

Sentence: That offer looks great, but all that glitters is not gold.

4. Better late than never

Meaning: It's better to do something late than not at all

Sentence: He finally apologized—better late than never.

5. Don't count your chickens before they hatch

Meaning: Don't assume success too early

Sentence: Wait for the results—don't count your chickens before they hatch.

6. Every cloud has a silver lining

Meaning: There is something good in every bad situation

Sentence: Losing the match taught us teamwork—every cloud has a silver lining.

7. Honesty is the best policy

Meaning: Being truthful is always best

Sentence: He returned the wallet because honesty is the best policy.

8. Look before you leap

Meaning: Think before you act

Sentence: Consider your options—look before you leap.

9. Practice makes perfect

Meaning: Repeated practice leads to improvement

Sentence: Keep practicing your speech—practice makes perfect.

10. Where there is a will, there is a way

Meaning: Determination leads to success

Sentence: She achieved her goals—where there is a will, there is a way.

11. Too many cooks spoil the broth

Meaning: Too many people can ruin a task

Sentence: Let one person lead—too many cooks spoil the broth.

12. The early bird catches the worm

Meaning: Early effort leads to success

Sentence: He woke up early to study—the early bird catches the worm.

13. Don't judge a book by its cover

Meaning: Don't judge by appearance

Sentence: He looks quiet, but he's talented—don't judge a book by its cover.

14. A friend in need is a friend indeed

Meaning: True friends help in difficult times

Sentence: She helped me when I was sick—a friend in need is a friend indeed.

15. Rome was not built in a day

Meaning: Success takes time

Sentence: Be patient—Rome was not built in a day.

16. Beggars can't be choosers

Meaning: People with no options must accept what they get

Sentence: He took the job—beggars can't be choosers.

17. Make hay while the sun shines

Meaning: Use opportunities wisely

Sentence: Study during holidays—make hay while the sun shines.

18. Time and tide wait for none

Meaning: Time does not stop

Sentence: Finish your work quickly—time and tide wait for none



Dr.Virendra Swarup Education Centre jajmau, Kanpur



Class VII

Summer Vacation Holiday Homework

Name : ____.

Roll.no:- _____


निर्देश :- हिंदी वर्कशीट का कार्य कमेंट शीट में सुंदर लेख में करेंगे।

** हिंदी व्याकरण पुष्प पुस्तिका से कार्य प्रपत्र 7, 8, 9 करेंगे।

प्र 1-चित्र को देखकर मुहावरा अर्थ सहित वाक्य प्रयोग भी करें।



1- _____



2- _____



3- _____



4- _____

प्र 2-- विशेषण के भेदों (गुणवाचक, परिमाणवाचक, संख्यावाचक, सार्वनामिक) पर आधारित कुछ मजेदार पहलियों को हल करें। जो सीखने को मनोरंजक बना सकती हैं:

1. रूप-रंग और गुण बताऊँ, अच्छा, बुरा, काला, गोरा कहलाऊँ। संज्ञा-सर्वनाम का रूप बताऊँ, बोलो मैं क्या कहलाऊँ?

उत्तर: _____

2. एक, दो, चार, सौ, हजार, गिनती की मैं करूँ भरमार। संज्ञा कितनी है, यह बताऊँ, सब बच्चे झट से पहचान जाएँ।

उत्तर: _____

3. थोड़ा पानी, दो किलो आम,नाप-तौल का मैं करूँ काम।कम या ज्यादा का भेद बताऊँ,बताओ मैं कौन-सा विशेषण कहलाऊँ?उत्तर: _____


4. बार-बार मैं न लूँ नाम,यह-वह कह कर करता काम।संज्ञा से पहले आकर मैं,संकेत की तरफ बढ़ाऊँ।
उत्तर: _____

प्र3 कोष्ठक में दिए गए शब्दों के स्थान पर उसका सुंदर पर्यायवाची लिखकर वाक्य पुनः लिखिए
—

1. आज (सूर्य) बहुत तेज़ चमक रहा है।
2. रात में (चंद्रमा) बहुत सुंदर लग रहा था।
3. मुझे ठंडा (जल) पीना है।
4. हमारा (मित्र) बहुत ईमानदार है।
5. (राजा) अपनी प्रजा से प्रेम करता था।
6. यह (वन) बहुत घना है।
7. (पृथ्वी) सूर्य के चारों ओर घूमती है।
8. आकाश में (बादल) छा गए।9. रामू बहुत (मोटा) होता जा रहा है।
- 9-प्रतीक सारा दिन (रोता) ही रहता है।

प्र4-चित्र आधारित लोकोक्ति का वाक्य प्रयोग करें।





प्र5-निम्नलिखित वाक्यों को शुद्ध करके लिखिए-

- 1-मैंने आज वहां जाना है।
- 2-कल तुमने घर में क्या करा था?
- 3-कृपया मेरे घर आने की कृपा करें।
- 4-तेरे को पिताजी ने बुलाया है।
- 5-मैं मेरी कमजोरी जानता हूं।
- 6-मैं अपना 4 साल नहीं खो सकता।
- 7-जहां तुम जाओगे, मैं जाऊंगा।

प्र6- इन गर्मियों की छुट्टियों में आप अपने परिवार के साथ किसी हिल स्टेशन की यात्रा पर गए हैं। चित्र के आधार पर कल्पना करते हुए अपने शब्दों को इस अनुच्छेद के माध्यम से व्यक्त करें।



प्र7- वर्ग पहेली को देखकर व्यक्तिवाचक, जातिवाचक तथा भाववाचक संज्ञा पर गोला बनायें।

स	चि	न			बा	जा	र
खि	ला	ड़ी	सो	नि	या		
मि	ठा	स	गा	य			
सौ	र	व		च	र	वा	हा
	धो	बी	ह	र	भ	ज	न
रा	हु	ल		सुं	द	र	ता
वी	र	ता	सु	नी	ल	द	या
ग	ली		म	का	न	वी	रू

प्र8- परियोजना कार्य।

फास्ट फूड के नुकसान बताते हुए अपने छोटे भाई को पत्र लिखें।

परियोजना: अपनी पसंद के किसी पौष्टिक व्यंजन (Healthy Dish) की विधि लिखें और उसकी फोटो/चित्र चिपकाएं।

प्र9- "प्लास्टिक मुक्त भारत " विषय पर एक आकर्षक विज्ञापन तैयार करें।

प्र10- "मेरी सबसे यादगार छुट्टी" का दिन विषय पर डायरी लिखें।

Dr. Virendra Swarup Education Centre, Jajmau, Kanpur.
HOLIDAY ASSIGNMENT (SUMMER VACATION) (2026 – 27)

Class: VII

Mathematics

Name: _____

Roll No. ____

COLOUR THE CORRECT PATH –ACTIVITY – 1

Instructions

1. Take a print of this activity and stick in maths register.
2. Start at the "Start" box ,find your answer and Choose the correct path
3. Colour the path. Use a bright colour (like red, blue, or green) to trace that path.
4. Continue solving, finding the correct path, and colouring it.
5. Keep going until you reach the "Finish" box.

Adding and Subtracting Integers Maze

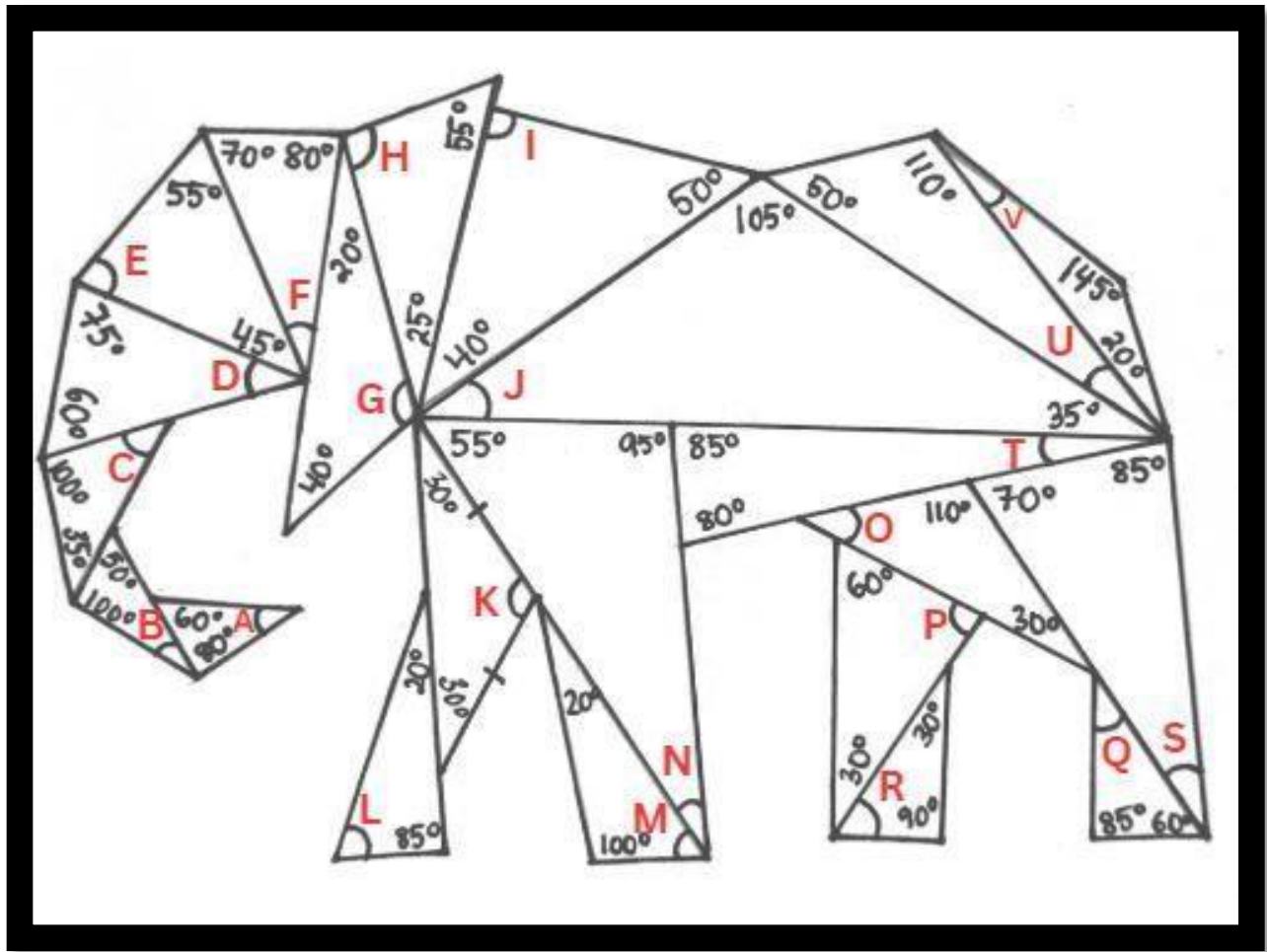
Begin on the "Start" square. Solve the problem. Use your answer to follow the path to the next square. Continue until you reach the finish.

Start $-8 + 2$	$-5 - 5$	$6 + (-8)$	$7 - 18$
-1	-10	-2	
-6	-17	0	10
14	11	-11	11
$-9 + (-8)$	$3 - (-7)$	$9 + (-2)$	$-6 + (-9)$
1	-10	7	
-1	17	4	11
-5	5	-15	
$-2 - 18$	$8 - 12$	$-3 + 2$	$-9 + 6$
-4	-1	15	
-20	-2	24	20
8	-3	3	
$-12 + 14$	$-12 - (-12)$	$-4 + 12$	$-12 - 15$
2	-8	16	
26	-5	0	9
10	-16	-27	
$16 + 5$	$-2 - (-7)$	$-8 - (-2)$	Finish
21	5	-6	

ANGLE COLOURING ACTIVITY -2

Instructions

1. Take a print of this activity and stick in maths register.
2. Observe each labelled region (A to V)
3. Solve the angles carefully and find the value of the required angle
4. Colour according to angle value and use this colour code :
 - Acute angled triangle = blue
 - Right angled triangle = red
 - Obtuse angled triangle = green
5. Colour neatly inside each region and complete all labelled parts (A–V).



Note: Do following test paper in maths register

- Test paper – 1 (page number 15)
- Test paper – 2 (page number 34 & 35)
- Test paper – 3 (page number 53)

SCIENCE

Physics

You have to become a Science Explorer and identify any 7 real-life examples from your surroundings related to reflection of light , shadow formations, some important element from the periodic table that is used in your daily life where it is used , Photosynthesis in plants .

Make your scrapbook neat, colourful, creative, and informative. You may add drawings, labels, diagrams, newspaper cuttings, or photographs to make your work attractive. Each example can be presented on a separate page or arranged neatly across pages

SST

From Illustrative Social Science (Research -Based Project)

Do (ANY ONE)

Project 1 OR Project 2

COMPUTER

Prepare a PowerPoint presentation of at least 20 slides on Cyber Safety (Safe internet practices, online threats, and precautions). Insert images wherever required. Save the presentation in a pen drive for submission. The pen drive will be returned after checking.