



Dr. VIRENDRA SWARUP EDUCATION CENTRE

• Jajmau, Kanpur •

Summer Holiday Homework

• CLASS VIII •

• SESSION 2026 - 27 •

✿ GENERAL INSTRUCTIONS ✿

- 1 Do your homework neatly and in your own handwriting.
- 2 Revise all the subjects regularly.
- 3 Submission date will be informed by the class teacher.
- 4 Maintain cleanliness and present your work in an organized manner.
- 5 Make the best use of your vacation time by learning new things and spending time with your family.
- 6 Read at least one storybook during the holidays.
- 7 Practice good habits and help your family in daily tasks.
- 8 Spend time in outdoor activities and keep yourself active.
- 9 Avoid excessive screen time and use gadgets responsibly.
- 10 Bring your holiday homework in a well-labeled folder.

*"Stay curious, keep learning and
make your holidays meaningful!"*

Use your time
wisely.
Learn daily,
Grow always.

Student's Name :
Class / Section : Roll No. :
Subject Teacher :

Class: VIII

Subject: English

Name: _____

Roll No. ____

Attempt all the questions. Read each instruction carefully and respond in the space provided.

1. Rewrite as directed:

a. Everyone knows that he is an honest man. (Interrogative)

b. The sunset over the valley was an incredibly breath-taking sight. (Exclamatory)

c. Iron is the most useful of all metals. (Use positive degree of the adjective)

d. Every student was present for the seminar. (Negative without changing the meaning)

2. Nominalise the given sentence making other necessary changes:-

a. The principal reacted sternly to the incident.

b. The team investigated the matter thoroughly

3. Fill in the blanks with appropriate prepositions:

Earlier this year, the committee decided to carry _____ a survey on local wildlife. They had to put _____ several delays due to the monsoon. Eventually, the team came _____ a rare species of orchid while trekking. The leader urged them to hold _____ the findings until the report was finalized. They hope to bring _____ a change in conservation laws and look _____ the possibility of a new nature reserve.

4. Fill in the blanks with suitable prepositions:

The athlete was capable _____ breaking the record and remained oblivious _____ the distractions around him. His coach had immense faith _____ his potential and was insistent _____ a strict training schedule. The player was confined _____ a specific diet, as he was allergic _____ certain processed foods.

5. Fill in the blanks with compound prepositions:-

The match was cancelled _____ the torrential rain. _____ the bad weather, the fans gathered outside the stadium. _____ the captain, the vice-captain addressed the crowd. They stood _____ the main gates for hours. _____ the rules, no refunds were issued that day.

6. Fill in the blanks with suitable conjunctions:-

The expedition was dangerous, _____ the explorers were well-equipped for the terrain. They carried GPS trackers _____ they wouldn't lose their way in the dense fog. _____ they reached the summit, they realized the oxygen levels were low. They could neither turn back _____ could they stay for long. _____ they remain disciplined, they will complete the mission safely.

7. Fill in the blanks with the correct tense of the verbs given in brackets:

By the time the sun _____ (set) last night, the hikers _____ (trek) for over eight hours. They _____ (discover) a small cave where they _____ (decide) to camp. If they _____ (know) about the storm earlier, they _____ (stay) at the base camp. Currently, the rescue team _____ (search) for any signs of their location. We _____ (hope) they are safe and _____ (return) by tomorrow morning.

8. Write the antonyms of the words given in bold:-

- a. The evidence provided by the witness was **authentic**. _____
- b. She gave a **vague** description of the mysterious visitor. _____
- c. The billionaire lived a very **frugal** lifestyle despite his wealth. _____
- d. The old bridge is quite **unstable** and needs immediate repair. _____
- e. His **arrogant** behaviour alienated him from his colleagues. _____

9. Write the synonyms of the words given in bold:

- a. The **meticulous** architect checked every detail of the blueprint. _____
- b. The desert heat was **unbearable** for the travellers. _____
- c. He is an **eloquent** speaker who can influence any audience. _____
- d. The scientist made a **profound** discovery regarding dark matter. _____
- e. The soldiers showed **valour** during the difficult rescue mission. _____

10. Rewrite and punctuate the following sentences:-

- a. i can't believe we won the championship shouted the captain

- b. the doctors office which is located on baker street will remain closed on tuesdays

- c. it's a long journey however we have enough supplies for everyone

- d. why are you late mr smith asked sternly

11. Transform the following sentences into indirect speech:-

- a. The stranger said, "I have been lost in this forest for two days."

- b. The commander said to the soldiers, "March forward and seize the bridge."

- c. My mother asked, "Why didn't you finish your meal this afternoon?"

- d. "Will you accompany me to the gallery tomorrow?" asked Julian.

- e. The scientist remarked, "Water boils at 100 degrees Celsius."

12. Transform the following sentences into passive voice:-

- a. The authorities are implementing new safety regulations this month.

- b. You must wear a helmet while riding a motorcycle.

- c. The chef had prepared a lavish feast for the royal guests.

- d. Does the gardener water the plants every morning?

- e. The earthquake destroyed several historical monuments in the city.



Dr.Virendra Swarup Education Centre jajmau, Kanpur
Summer Holiday Homework
Subject: Hindi



Class VIII

Name : ____.

Roll.no:- _____


निर्देश :- हिंदी वर्कशीट का कार्य कमेंट शीट में सुंदर लेख में करेंगे।

** हिंदी व्याकरण पुष्प पुस्तिका से कार्य प्रपत्र 6, 7, 8 करेंगे।


प्र1- चित्र के आधार पर शब्द समझकर संधि बनाइए।



+ उदय -



+ ईश्वर -



+ आलय -



+ अस्त्र-





जासूसी खेल – लोकोक्ति पहचानो।


प्र2- संकेत को पढ़कर लोकोक्ति लिखिए –


1. “काम बिगड़ जाने के बाद पछताना”
2. “बहुत छोटी चीज़ मिलना”
3. “जैसा करोगे वैसा भरोगे”
4. “मेहनत का फल अच्छा होता है”
5. “दूसरों को उपदेश देना, खुद न मानना”
6. “जल्दबाज़ी में काम बिगाड़ना”
7. “दो की लड़ाई में तीसरे का नुकसान”


प्र 3- चित्र को देखकर उपयुक्त पर्यायवाची लिखिए —


1.  -> का पर्यायवाची = _____, _____

2.  -> का पर्यायवाची = _____, _____

3.  -> का पर्यायवाची = _____, _____

4.  -> का पर्यायवाची = _____, _____

5.  -> का पर्यायवाची = _____, _____

6.  -> का पर्यायवाची = _____, _____

प्र4- नीचे दिए गए शब्दों का चित्र बनाकर मजेदार वाक्य बनाइए —

1. हाथी, स्कूल
2. समोसा, क्रिकेट
3. बिल्ली, दूध
4. पतंग, आम
5. रोबोट, बाजार

प्र5 - सृजनात्मक लेखन



सोचो और लिखो।

1. यदि पेड़ बोल सकते, तो वे क्या कहते?

2. यदि जानवर स्कूल जाते, तो कौन सबसे शरारती होता?

3. मोबाइल न होते तो जीवन कैसा होता?

4. यदि तुम्हें उड़ने की शक्ति मिल जाए तो तुम कहाँ जाओगे?

5. यदि किताबें बोलतीं तो क्या कहतीं?

प्र6- वाक्य का प्रकार पहचानिए।

(विधानवाचक / प्रश्नवाचक / आज्ञावाचक / विस्मयवाचक)

1. वाह! कितना सुंदर दृश्य है।

2. तुम कहाँ जा रहे हो?


3. कृपया दरवाजा बंद करो।

4. आज मौसम बहुत अच्छा है।

5. अरे! तुम यहाँ कैसे?

6. अपना कार्य समय पर करो।

7. क्या तुमने भोजन कर लिया?

प्र7- चित्र को देखकर कल्पना कीजिए कि बारिश  के दिनों में कितना मजेदार अनुभव होता है ? इस अनुभव के आधार पर अपने शब्दों में एक अनुच्छेद लिखें।



प्र8- रचनात्मक कार्य— सोचो और समास बनाओ ।

नीचे दिए गए वाक्यांशों के लिए स्वयं समासिक शब्द बनाइए —

1. जो चंद्रमा जैसा सुंदर हो-
2. जो सदा सत्य बोलता हो-
3. जिसका हृदय विशाल हो-
4. जो पुस्तकें पढ़ने का शौकीन हो-
5. जो देश से प्रेम करता हो-
6. जो जल में रहता हो-
7. जो बहुत बलवान हो-
8. जो समय का पालन करता हो-
9. जिसका मन पवित्र हो-
10. जो दूसरों की सहायता करता हो -

प्र9- परियोजना कार्य

गर्मी की छुट्टियों में आप अपने दादा-दादी के पास गांव घूमने गए थे। वहां के लोगों का रहन-सहन , खान-पान , पोशाक का सचित्र वर्णन करें।



प्र10- कहानी लेखन: 'यदि मैं होता/होती' विषय पर एक रचनात्मक कहानी लिखें (चित्र सहित)।

Class: VIII

Subject: Mathematics

Name: _____

Roll No. _____

“COLOUR & CONNECT: SQUARE ROOT BALLOON FUN!” ACTIVITY – 1

Instructions

1. Take a print of this activity and stick in maths register.
2. Look at each balloon carefully.
3. Some balloons show a square root ($\sqrt{\quad}$), and some show numbers (answers).
4. Find the correct answer for each square root.
5. Match the square root balloon with its correct answer balloon.
6. Colour both matching balloons with the same colour.

Match the balloons by colouring the square root with the answer the same colour:

| | | | | | | | | |
|---------------|---------------|---------------|---------------|--------------|---------------|---------------|--------------|---------------|
| $\sqrt{169}$ | 28 | $\sqrt{36}$ | 11 | $\sqrt{225}$ | 7 | $\sqrt{144}$ | 32 | $\sqrt{900}$ |
| 16 | $\sqrt{81}$ | 2 | $\sqrt{1225}$ | 45 | $\sqrt{625}$ | 18 | $\sqrt{49}$ | 3 |
| $\sqrt{1024}$ | 24 | $\sqrt{441}$ | 9 | $\sqrt{196}$ | 41 | $\sqrt{289}$ | 6 | $\sqrt{1}$ |
| 31 | $\sqrt{121}$ | 20 | $\sqrt{400}$ | 5 | $\sqrt{324}$ | 30 | $\sqrt{676}$ | |
| $\sqrt{2025}$ | 14 | $\sqrt{1681}$ | 39 | $\sqrt{100}$ | 23 | $\sqrt{1849}$ | 10 | $\sqrt{784}$ |
| 4 | $\sqrt{2401}$ | 15 | $\sqrt{9}$ | 34 | $\sqrt{1600}$ | 12 | $\sqrt{256}$ | 8 |
| $\sqrt{1521}$ | 27 | $\sqrt{361}$ | 1 | $\sqrt{529}$ | 21 | $\sqrt{1296}$ | 47 | $\sqrt{2304}$ |
| 26 | $\sqrt{2116}$ | 42 | $\sqrt{64}$ | 17 | $\sqrt{2500}$ | 38 | $\sqrt{169}$ | 44 |
| $\sqrt{1089}$ | 48 | 19 | $\sqrt{36}$ | 33 | $\sqrt{1764}$ | 40 | $\sqrt{441}$ | 22 |
| $\sqrt{1936}$ | 50 | $\sqrt{25}$ | 13 | $\sqrt{576}$ | 29 | $\sqrt{400}$ | 46 | |

COLOUR KEY (Optional)

1 - 10
Red

11 - 20
Blue

21 - 30
Green

31 - 40
Yellow

41 - 50
Purple



Tip: Solve carefully and colour neatly to create a beautiful picture!



COLOUR THE CORRECT PATH –ACTIVITY – 2

Instructions

1. Take a print of this activity and stick in maths register.
2. Start at the “Start” box ,find your answer and Choose the correct path
3. Colour the path. Use a bright colour (like red, blue, or green) to trace that path.
4. Continue solving, finding the correct path, and colouring it.

Exponents Maze

Name: _____

↓ Start Follow a path of correct answers. The maze ends when there is no correct answer.

| | | | | | | | | |
|-------------------|-----------------|-------------------|----------|-------------------|-----------------|----------------------|-------|-------------------|
| $x^2 \cdot x^3$ | x^5 | $\frac{x^9}{x^7}$ | x^2 | $x^2 \cdot x$ | x | $\frac{x^{11}}{x^3}$ | x^4 | $x^2 \cdot x^7$ |
| x^5 | x^2 | x^3 | x^8 | x^9 | | | | |
| $\frac{x^3}{x^7}$ | x^{-4} | $(x^3)^2$ | x^6 | $\frac{x}{x^4}$ | $\frac{1}{x^3}$ | $(x^5)^2$ | x^3 | $\frac{x^3}{x^4}$ |
| $\frac{1}{x^4}$ | $\frac{1}{x}$ | x^3 | x^{10} | $\frac{1}{x^2}$ | | | | |
| $(x^2)^4$ | x^8 | $\frac{x^2}{x^8}$ | x | $(x^2)^2$ | x^6 | $\frac{x^8}{x^2}$ | x^6 | $(x^4)^5$ |
| x^6 | x^5 | x | x^6 | x^{20} | | | | |
| $\frac{x^6}{x^3}$ | $\frac{1}{x^2}$ | $x^3 \cdot x^5$ | x | $\frac{x^2}{x^3}$ | x^5 | $x \cdot x^5$ | x^4 | $\frac{x^6}{x^2}$ |
| x^3 | x^5 | x | x^6 | x^4 | | | | |
| $x^4 \cdot x^5$ | x | $(x^2)^3$ | x^4 | $x^2 \cdot x^2$ | x^2 | $(x^3)^3$ | x^7 | $x^7 \cdot x^2$ |
| x^{20} | x^6 | x | x^5 | x^9 | | | | |
| $(x^2)^4$ | x^2 | $x^6 \cdot x^3$ | x^6 | $(x^3)^0$ | x^5 | $x^4 \cdot x^3$ | x^7 | $(x^3)^6$ |

following test paper in maths register

- Test paper – 1 (page number 27 & 28)
- Test paper – 2 (page number 39 & 40)
- Test paper – 3 (page number 62)

Class: VIII

Name: _____

Roll No. ____

SUBJECT: SCIENCE

Prepare a creative project file on the topic “Crops, Fuels and Friction in Agriculture”. Include information about the different types of crops grown throughout the year in India such as Rabi, Kharif, and Zaid crops along with their sowing season, harvesting time, irrigation needs, and examples. Also explain the role of fuels like coal and petroleum in running agricultural machines such as tractors, harvesters, and irrigation pumps. Describe how friction affects these machines by causing wear and tear and overheating, and mention the methods used to reduce friction such as lubrication, polishing, and regular maintenance.

Decorate the file with neat drawings, labelled diagrams, pictures, or seed samples to make it attractive and informative.

SUBJECT: SOCIAL SCIENCE

FROM ILLUSTRATIVE SOCIAL SCIENCE (Research -Based Project) Do (ANY ONE)

Project 1 (pg no.2)

OR

Project 3 (pg no.3)

SUBJECT: COMPUTER

“Prepare a PowerPoint presentation of at least 20 slides on Future of Computers (Quantum Computing, Smart Devices, and Innovations). Insert images wherever required. Save the presentation in a pen drive for submission. The pen drive will be returned after checking.”